



# Exchange Report

Lancaster University, United Kingdom

Spring 2018

Wong Wing Lam Winnie

Finance & Information Systems, Year 3

## TABLE OF CONTENTS

### Part I

Monthly Activity Log PAGE 1 - 6

### Part II

General Exchange Information PAGE 7 - 17

### Part III

Items to Bring PAGE 18

### Part IV

Useful Links and Contacts PAGE 19



## PART I – MONTHLY ACTIVITY LOG

### Pre-exchange

Application Deadline: 31 October 2017


Offer confirmation Letter : 14 November 2017

Immigration Letter: 17 November 2017

### January 2018

**#London #Oxford #Bath #Manchester #Lancaster #Chester #LakeDistrict #Blackpool #Liverpool**


The official term start date is 15<sup>th</sup> January 2018. I arrived at UK (London Heathrow) on the 31<sup>st</sup> December and travelled around UK for a week. I have visited places including London, Oxford, Bath and Manchester and arrived at Lancaster on the 7<sup>th</sup> January. I have spent 2 days in Lancaster before the Orientation Programme, which started on the 9<sup>th</sup> January. In that 2 days, I have bought necessities I would need and explored the town centre. After the Orientation talk, the study abroad committee organised a Chester trip. In the orientation activities, I have met a lot of new friends and we visited the Lancaster castle together. After the start of semester, as it was still the first few weeks, there was not a lot of coursework. My Hong Kong friends who are also studying in UK came over to Lancaster to visit me. We went to the Lake District and Blackpool. It was so cold and so windy but the view was really nice. In the other weekend I went to Liverpool with new friends in Lancaster.



February 2018

**#Leeds #Carlisle #London #Cambridge #Oxford #Bath #Manchester #LakeDistrict  
#Reykjavik-Iceland**


The add-drop period ended in early February. I dropped a computer science course as I found it too difficult and took a business ethics class. Overall, February was still not busy that I have spare time for travelling. Before going to Lancaster, I got a contact of a local student from my exchange buddy in HKUST. In February, I finally met up with him and travelled to Leeds and Carlisle with him and some of his friends. Although there is no Chinese New Year holiday in UK, they do have CNY celebrations in large cities like London and Manchester. There were fireworks in these places. My family travelled to UK to visit me during CNY. Therefore, I went to London again, then travelled with them in Cambridge, Bath, Manchester and Lake district. After that, I had an Iceland trip with another exchange student in Lancaster.



March 2018

#London #Surrey #Barcelona-Spain #Madrid-Spain


March was a lot busier. There was one midterm test, 2 project deadlines, 1 report and 1 essay due in March. There were meetings every week and I had to finish all the coursework and study for the midterm. I had no time to travel until the end of the Lent semester (23 March). On the 24<sup>th</sup> March, I travelled to Surrey (Southwest London) to visit my friends studying there. We had our trip to Spain planned on the 25<sup>th</sup> March early morning. But as 25<sup>th</sup> March (last Sunday of March) is the start date of British Summer Time (GMT -> GMT +1), it became an hour ahead and I had only 2 hours of sleep. This made me having jetlag for the flight to Barcelona, which has only an hour's time difference! But regardless of it, Spain was a really nice place to visit. It has magnificent buildings and cheap but delicious food!



April 2018

**#Barcelona-Spain #Madrid-Spain #Surrey #Oxford #Brighton #HongKong**


After coming back from Spain, I have visited Surrey's town centre and the University of Surrey. Other than that, we went to Oxford and Brighton. To be honest, I think Brighton is overrated that there was not a lot to do and see there. It was a bit boring and the sea view was not that nice actually. After that I travelled back to HK for half a month to bring some thick jackets and clothes back home. I have already packed everything and brought with me to Surrey before the Spain trip. Therefore, I directly left from London Heathrow. (It was so lucky that I did go back to Hong Kong during the Easter break as my luggage was overweighted at the very end of the exchange program! I could not imagine how much more excess I would have to throw away if I did not go back to HK in April.)



May 2018

**#Vienna-Austria #Prague-CzechRepublic #Edinburgh #Birmingham #Glasgow #Manchester**


I travelled back to UK in early May. Soon as I arrived at Lancaster, the Roses started. A few of my friends and I went to watch the matches together. After that, I travelled to Vienna in Austria and Prague in Czech. I was blessed (or unfortunate) to have all my exams done in a week while my friends are having exams for a whole month. After all the exams, I visited my friend exchanging in the University of Manchester. She showed me around in Manchester and we had an afternoon tea there. After that, I had three day trips to Birmingham, Edinburgh and Glasgow. Birmingham is an industrial city but I did not spend a lot of time in the city centre. Instead, I went to the Cadbury World and had a lot of fun there. Both Edinburgh and Glasgow were located in Scotland, but they are so different. Edinburgh is a historical city with historical buildings, while for Glasgow, it was just similar to other cities with plenty of shopping malls.



June 2018

**#Manchester #Malta #Brussels-Belgium #Amsterdam-Netherlands #London #Dublin-Ireland #LakeDistrict #Edinburgh**

In early June, my other friends have finished their exams as well and we had another Manchester trip. There were not a lot to do in Manchester. We were going there just for shopping and good food. We visited the Old Trafford Stadium and went back to Arndale (Shopping Mall) for shopping and dinner. Then I had a 7-days Europe trip to Malta, Brussels in Belgium and Amsterdam in Netherlands. After that I stayed in London for 2 more days to join my cousin who was travelling in UK as well. We went back to Lancaster together and after a few days' rest, we left Lancaster for Dublin in Ireland. Unfortunately, there was nothing to do in Dublin. Personally, I do not recommend going to Ireland just for Dublin. There are a lot more beautiful sceneries in the rural areas. But due to limited time, we just stayed in Dublin and spent 2 boring days there. Back to UK, we went to the Lake District and Edinburgh as my cousin has not been to these 2 places. After that, I started packing and left UK on the 29<sup>th</sup> June.





## PART II – GENERAL EXCHANGE INFORMATION

### 1) Visa Procedures

As a HKSAR passport holder, I needed a Short-Term Study Visa (6 months) for the exchange. Pre-application is not required as it is possible to get one as you enter the UK and it is free of charge. To do so, the acceptance letter and immigration letter should be printed out and shown to the immigration officers at the UK airport. These documents were sent to me by Lancaster University in mid-November. Please bring these documents with you every time when you are leaving UK as you will need to show them to the immigration officers for every entry to UK.

### 2) Accommodations

**Locations:** There are 9 colleges on campus (from North to South): County, Bowland, Furness, Fylde, Grizedale, Pendle, Lonsdale, Cartmel, and Graduate College. Furness and Bowland has the most convenient location to the underpass (where you take the buses) and most restaurants and teaching buildings. While for County, Lonsdale and Cartmel, you can enjoy nice views and silent living environments. You can also choose off-campus accommodation which is also operated by the University. Although it is far away from the campus, it is much more convenient for shopping and travelling as it is near the town centre and the rail station.

**Room Type:** There are 5 types of rooms for accommodation: Standard, Ensuite, Superior Ensuite, Townhouse and Studio. I would recommend Ensuite/ Superior Ensuite because you can have your own bathroom compared to standard rooms, and are cheaper than the remaining options. Having the kitchen in your room (Studio) could be a problem as you can smell the oil and smoke in your room after cooking. Not all room types are provided in all colleges. You should check it online before applying.

### 3) Orientation Activities

The Study Abroad Orientation was held on the 10<sup>th</sup> and 11<sup>th</sup> January 2018. There was also a Welcome Meal on 9<sup>th</sup> January. The Orientation was mainly on the introduction of campus facilities, safety regulations, and procedures for class enrolments. There was also a tour to the town centre.

#### **4) Courses Registration**

The Course Registration was done both online and offline. During application for study abroad, you have to fill in 5 courses + 2 spare courses for your study. They will let you know if the courses are available before the actual course registration held in the Great Hall on the 12<sup>th</sup> January, 2018. It does not guarantee your space for the course. For the actual registration, instead of doing it online like UST, it was done in a more traditional way – queueing. They distributed the course registration form during the Orientation talks and you would have to fill that in and bring it to the Great Hall on the course registration day. There are different “booths” for different departments. For example, if you are taking AC.F and MSCI courses, you have to queue twice, once at the Accounting and Finance Department and once at the Management Science Department. Whether they accept your application depends on your prior knowledge and course quota. They might ask you for your transcript, or test your knowledge by asking questions to ensure that you are capable to take the course. Also, you should be quick as course quota for exchange students are limited. You have to compete for the courses and therefore you should first queue for the department that most courses you wanted to take belong to. Same as UST, Lancaster allows 2 weeks’ add-drop period. But to drop a course, you will have to go to the department in person, asking for their permission and signature.

#### **5) International Services & Activities**

The graduate college will organise trips within UK every week. They will book coaches to bring you to others cities and the prices of these tours are usually cheaper than booking train tickets on your own. But seats are limited and you have to pay online. They will send you emails about the trips so make sure you check your mailbox frequently!

#### **6) Teaching & Assessment Methods**

Teaching in Lancaster is like that in UST. They also have lectures and tutorials. However, lectures tutorials in Lancaster are compulsory and attendance will be recorded (not necessarily graded). They have their own attendance system on the iLancaster app, which would require geolocation check-in or Bluetooth check-in. Also, different from the 13-weeks Spring Semester in UST, they have a 10-week Lent semester (before Easter break) when you will have your lectures and hand in most of your assignments, they also have summer semester (after Easter break) when most exams will be in. Different courses have different assessment methods. I will list the courses I have taken and their teaching and assessment methods in below:

### **AC.F304 Bond Markets**

- > UST FINA4303
- Lectures 2hrs per week and Tutorial 1hr per week
- Homework Assignment 10%, End Term Test 10%, Tutorial Participation 5%, Final Examination 75%
- Comments: The first half of the course is covering contents similar to FINA2303 and FINA3103, while the second half got a lot more difficult and complicated. I think professors in Lancaster value understanding a lot that they will include definition questions and explanation questions a lot in the exam, which is quite different from that in UST which are mostly calculation questions. For the tutorials, you are expected to finish the exercise by yourself before attending it, which is more like a homework checking session.

### **MSCI223 Business Modelling and Simulation**

- > UST ISOM3100
- Lectures 2hrs per week and Tutorial(Lab) 1hr per week
- Exam 40% Group Project 60%
- Comments: This is an interesting course of using the software Witness to build a model simulating real life situations. During the lectures they taught about the variables and theory of building the model, while during tutorials, you can follow the lab manual and build your own model. The exam was simple with only 20 Multiple choice questions but the Project was a bit complicated as you have to set your own topic. This could be hard as different groupmates have different preferences.

### **MSCI331 Data Mining for Direct Marketing and Finance**

- > UST ISOM3360
- Lectures 2hrs per week and Tutorial (Lab) 2hrs per week
- Assignment 1 40%, Assignment 2 60%
- Comments: I think this course is quite difficult as it involves coding using the software R. In the lectures, they cover business statistics like those in ISOM2500, and also the interpretation of the R outputs. While in the tutorials, they will provide lab manual which you can follow and get results. However, it is quite hard to understand every command as there are a lot. Also, the assignments are in a report form that they do not have a lot of guidelines that I was so lost about what I should analyse. Another thing is that the assignment should be done individually that you are not expected to discuss with others so you can only rely on yourself. One good thing about the course is that there is no exams.

### **MSCI375 E-Business Management and Technology**

- > UST ISOM3310
- Lectures 2hrs per week and Tutorial 1hr every 2 weeks
- Exam 80%, Group Project 20%
- Comments: This course is relatively easy as it is all about memorization. In the lectures, they will teach different e-business concepts while in tutorials, they do not teach but allow groups to discuss about the group project. The project was simple that you just have to propose a e-business idea and how to do it in real life. The exam was in essay format.

### **OWT229 Business Ethics**

- > UST MGMT2130
- Lectures 2hrs per week
- 50% Essay, 40% Book Review, 10% Group Presentation
- Comments: Honestly I do think that this course has a heavy workload. You are expected to write a 2000 word essay and 1500 word book review on your own. While for the Groupwork, due to the strike among universities in UK, the Group Presentation was cancelled and instead we had to hand in the presentation PowerPoint plus a newspaper commentary (25 news) about the topic. In the lectures, the lecturer will cover different readings and I think it is a bit boring.

## **7) Sports & Recreation Facilities**

There is a Sports Centre in Lancaster. Different from the one in UST, you will have to pay for membership to use the facilities inside. The prices are listed on the Uni website, you can search it online. Personally, the membership fee is too expensive and as I do not exercise often, I did not join the membership but instead pay every time as I get in. As a reference, the price of playing badminton once will be around £7. This is quite expensive to me and I would rather just jog around the campus.

## 8) Finance & Banking (including currency / expenses)

In UK, people are using debit cards a lot. For convenience, I have also opened a bank account in UK. There are 3 banks on campus: Barclays, Santander and NatWest. Most people studying abroad from Hong Kong would open a HSBC account but as they don't have a branch/ATM inside the Uni, I decided to open an account in a different bank. Among the 3 banks above, I have chosen Santander as I heard from my friend that they offer cash discounts frequently. This is true that they have a lot of offers including 10% off National Rail, National Express, JD, Jack Wills, etc. This helped me to save money a lot. There are a few types of accounts available for exchange students in Santander. People mainly choose between basic account and essential account. For basic account, it is free of charge but they provide you visa debit card and cash card separately. This means that your deposit will go to the saving account but you can transfer any amount to your debit card account as you wish to. But the debit card is not a contactless one that you have to insert the card and input your pin for every payment. While for the essential account, it charges £1 every month but it comes with a contactless visa debit.

For foreign currency exchange, you can exchange euros on campus in the post office or other currencies in Euro Exchange in town. According to prior experiences, the rate in town is better than that on campus.

## 9) Social Clubs & Networking Opportunities

### Study Abroad Society

There is a society named the Study Abroad Society in Lancaster. It organises trips to different cities in UK every week, just like the graduate college. But the price is usually cheaper. They also hold afternoon tea sessions almost every Friday. You can get some snacks, drinks, and meet new friends there. Membership fee was £2 for half a year.

### Roses

There is an activity in Lancaster named the Roses. It is a competition between Lancaster University and York University. There would be a series of competitions including sports like basketball, football, fencing, and also other activities like debates. During the events, everyone is so passionate in the Uni. People gathered to watch the matches and had a lot of fun. This year Lancaster won! #RosesAreRed.



### College Bars

There are 9 colleges on campus and each of them has a bar. Different college bars have different atmosphere. Fylde College is strong at sports and so it is always playing football matches in the bar. A variety of cocktails are available in Grizedale bar but in other bars they do not provide a lot of cocktail choices. In Grizedale bar they have different 2-for-1 menus every day. As I heard from friends, the Bowness bar is the one most like a real bar, while the one in Cartmel is like a common room. But personally I quite like the Cartmel bar as there are a lot of things to do there (dart, table tennis, pool) and is relatively less crowded as it is far away from the campus centre.

### 10) Health & Safety

There is a clinic on campus but I have never been to there. The health and safety guidelines would be introduced in the Orientation talks. To me, Lancaster is a safe place to live in. But when leaving Lancaster to other big cities, e.g. London and Manchester, please be aware of your own belongings as pickpockets are common. Also, there are a lot of homeless on the street asking for changes. Just ignore them and walk away.

### 11) Food

#### On Campus:

**Near the Alexandra Square:** Subway, Greggs (Toast, Rolls, etc.), Costa (Coffee Shop), Ketchap (Fast food restaurant), GoBurritos (Burritos), Sultan (Kebab), The Deli (I have never had meal there but it sells small portion of food like salad)

**Other Restaurants:** Wong's Kitchen (Chinese food near George Fox Complex), Wibbly Wobbly (Burger near Grizedale College), Barker's House Farm (in Cartmel College) (I love their lasagne!), Starbucks (inside Barker's House Farm)....

**Supermarkets:** Spar (Alexandra Square), Central (Grizedale College)

The price of products in supermarkets on campus is slightly more expensive than the ones in town.

#### In Town:

**Restaurants:** Siam Balcony (Thai food), Bella Italia (Italian Food), Dominos (Pizza), Aroma Chef (Chinese Food) ...

**Supermarket:** Sainsbury's, Tesco Express, Iceland, Oriental Market (Selling Asian Ingredients)

Sainsbury's offers free buses from the Underpass to Sainsbury's every Wednesday. The free bus comes every hour from 11:00 to 14:00 and 17:00 to 18:00. The timetable could be found on the iLancaster App.

### **Catering Programmes:**

The Uni offers catering programmes that could come with your accommodation package, or you can join the prepaid student dining scheme afterwards. The costs of a 5-day plan (include breakfast + lunch/dinner) is £50 per week. It allows you to order food from the meal plan menu of all restaurants on campus. I did not join the plan as I think it will be cheaper to cook by myself and sometimes I will be travelling that I will be 'wasting' some meals.

## **12) Transportation**

### **Pick-up service from Manchester Airport**

There was a pickup service operated by the University from Manchester Airport to Lancaster University on 9th January. It costs £25 for the coach. However, as I travelled around UK before the pickup day, I did not use the service. The University will send you email about the service after sending the confirmation of studying there.

### **Transport within Lancaster**

It is not a walkable distance from the University to the town centre in Lancaster. Therefore you will need to take transports.

### **Buses**

There are a few buses that bring you to the town centre, including U2, U3, U3R and U4. Basically, you can take a bus with 'Lancaster Town Centre' written in front of the bus to Town Centre. A one-way ride costs £2 while a return ticket costs £2.9. The U3R can directly bring you to the rail station but it comes less frequent than the U2 and U3 buses. U2 is a slower bus than U3 as it goes to the residential area and takes much longer time. If possible, take a U3 bus that could save a lot of time. You can take the buses at the underpass. There are also bus stops at the Lonsdale College and the Sports Centre. For the return trip, usually people will get on the bus at the Common Garden Street Stop. For the station map or the bus timetables, you can refer to the 'Stagecoach' app. Stagecoach also offer bus pass that allows unlimited rides with the Lancaster and Morecambe area with a fixed price for one semester. I don't think it is worth the price unless you live in town. As there are free Sainsbury's buses on every Wednesday and I'm not going to town every day, it is cheaper for me to buy tickets every time when I have to take a bus. As a reminder, prepare coins for the bus as they do not take cards and sometimes they don't have enough change for notes.

### **Taxis**

Sometimes you might have to leave the Uni in the early morning and the buses might not be operating at that time. Taxis could be an alternative for you. A ride from the Uni to the rail station would be roughly (less than) £10. You can book taxis in advance and usually they will offer a cheaper price. Some taxi companies are listed on the Lancaster University website and you can call them and ask for quotes. The earlier you book the lower the price!

## Transport outside Lancaster

### Trains

To travel out of Lancaster, I mainly relied on the UK railway. Lancaster is a stop along the Virgin Trains West Coast that could travel south till London and north till Edinburgh/Glasgow without any changes. There are also direct trains to Manchester Piccadilly (City Centre) and Manchester Airport. You can search for train tickets on the National Rail website or Trainline, but I would recommend booking the tickets on the National Rail website (which will then direct you to the train operators e.g. Virgin Trains website). This is because booking tickets on Trainline will charge you extra transaction fee. There are mainly 3 types of train tickets: Advance, Off-peak, Anytime. Advance tickets are usually the cheapest, but you can only ride on that specific train. Also, it could be sold out so you should book it earlier. Off-peak tickets allow you to take any train on the specific route (e.g. via Preston or only on Northern services) at off-peak hours in the same day. Anytime tickets allow you to take any trains in the same day. You can also buy return tickets as a set. Off-peak return tickets only limit the date of departure, you can take any return train at off-peak hours within a month of departure. I would definitely recommend you to apply for the 16-25 railcard. It costs £30 (with 12% discount if you download the app Student Beans and use the code in it) but allows you to receive 1/3 off all train tickets. A return ticket to Manchester costs £23, while it is only £15 with the railcard. 4 trips to Manchester would have already made the railcard worth. However, UK railways always has delays and cancelled trains. Remember to check the train live information online before going to the station. Compensation could be claimed online. (30-60minutes: 50%, 60-120 minutes: 100%, >120 minutes: 100% of the return ticket)

### Buses

I took National Express once from Lancaster to Manchester Airport as the flight was too early that no trains were operating at that time. The ride was around £10 for 2 hours and the bus arrived at the airport 30 minutes late. It was already a midnight coach but still a lot of people were taking the bus with us. Spare more time if you are taking it during the daytime as the traffic would be a lot worse.

### Taxis

A taxi ride from Lancaster University to the Manchester Airport was around £75. I took a taxi for the last ride to the Airport as I have two 30 inches luggage, one 20 inches luggage, one large backpack and one hand carry bag. It was impossible for me to take train with all these. For a fixed price taxi, you have to book it in advance by calling the taxi companies. Different companies have different prices so you can call all of them and compare the prices. The ride takes 1 hour if it is off-peak hours but up to 2.5 hours if it is not. Manage your time. Better be early than late.



### Transport outside UK

The nearest airport to Lancaster is the Manchester Airport. Manchester Airport is the second largest airport in UK that there are a lot of flights flying from and to the Manchester Airport. It is convenient to travel to different countries. There are a lot of Budget Airlines options in Europe. EasyJet and Ryanair are the ones I mostly fly with. You can check the price on Skyscanner and book the ticket in the Airline's own website. This is usually cheaper. The best deal I ever had was flying from Malta to Brussels (3 hours) for only £14. However, budget airline has strict luggage allowance so make sure you check that online before booking your ticket. The immigration in UK takes time if you are a non-EU citizen. It takes a long time so spare time for your train after your flight arriving in UK. Usually, to be safe, I will book a off-peak ticket.

**REMINDER:** Bring your acceptance letter and immigration letter for every trip!

### 13) Climate

**January to February:** It is windy and wet in UK at that time. The temperature lies between -2°C to 7°C. But according to the real-feel temperature on my phone it could be as low as -10°C. It rains a lot and together with the low temperature, you are expected to bring thick and water-proof jackets. Wind is so strong in UK that an umbrella will not help but just acts as a burden. It is common to see hail and snow in UK (and Lancaster) in these 2 months. I did enjoy playing with snow. There is a radiator in your room so it is warm when you stay indoors.



**March to April:** The weather is getting warmer but you still have to put on jackets. The temperature was around 5°C to 12°C. I was still wearing down jackets in these 2 months. I think it is the best time for travelling as it is not too cold or too hot.



**May to June:** Summer in UK is nice as it is not wet. In Hong Kong even when you hide under shades you will feel hot as there is no wind. But in UK, it is actually quite windy and you will need a jacket at night as it is quite cold. As it approaches June the temperature gets higher and higher that it reached 32°C when I was still there. They don't have air-conditioning in the accommodation and was so hot for me. You can buy a small fan for £6 in Wilko (selling household goods) in town in case you need one.

#### 14) Communication

There are a lot of network providers in UK. Among all, I will recommend Three or Vodafone.

##### Three

The one I was using was the Three Pay-as-you-go card. I bought a few in Hong Kong with around HK\$150 each for 12GB per month. I changed the sim card every month just for the network. One good thing about Three is that you can download a app called 'Wuntu' operated by Three. They have weekly offers like free costa drink and free domino's pizza. The benefits it brought might be more than the cost of it.

##### Vodafone

Vodafone has a social media plan for users under 25. It is £10 per month for 6GB of data + unlimited data for social media like Facebook, Instagram, Snapchat, etc. Together with the plan they offer free phone cases of your own design. This plan is cheaper and has unlimited data for social media which I actually use the most. I think this plan is quite good but I have bought the Three sim cards in Hong Kong before knowing this plan so I did not use it.

For both network operators, the data could also be used in other EU countries.

**15) Cautionary measures**

- a) Although it is cold outdoor in UK, radiators are installed indoors. It is better to wear layers of thin clothes than wearing one thick clothes. You might feel hot indoors.
- b) Update yourself with local news frequently as the terror attack is still active in Europe.  
I have cancelled my Paris trip after the attack claimed by the terrorists in May.

### **PART III – ITEMS TO BRING**

- ✿ Passport
- ✿ HKID card
- ✿ Student ID
- ✿ Documents needed for immigration (Acceptance Letter, Immigration Letter)
- ✿ Cash (HKD and GBP)
- ✿ Laptop
- ✿ Stationery
- ✿ Medicine
- ✿ Warm Clothes (Down Jacket, Gloves, Scarf...)
- ✿ Water-proof Jacket

## **PART IV – USEFUL LINKS AND CONTACTS**

Undergraduate Accommodation

<http://www.lancaster.ac.uk/facilities/accommodation/undergraduates/>

Airport Pickup Service

<http://www.lancaster.ac.uk/student-based-services/international/travelling-to-lancaster/airport-coach-shuttle-service/>

Bus Travel

<http://www.lancaster.ac.uk/sustainability/sustainability-practice/environmental-management/commuting-to-campus/bus-travel/>

Catering Accommodation

<https://www.lancaster.ac.uk/eat/cateredaccommodation.php>

National Rail

<http://www.nationalrail.co.uk/>

Prepaid-Dining Card

<http://www.lancaster.ac.uk/eat/eatatrefuel.php>

Sports Centre

<http://www.lancaster.ac.uk/sport/sports-centre/>

Study Abroad Modules

<http://www.lancaster.ac.uk/study/international-students/study-abroad/visiting-students/study-abroad-modules/>

Taxi Travel

<http://www.lancaster.ac.uk/sustainability/sustainability-practice/environmental-management/commuting-to-campus/taxis/>

iLancaster App

Android:

[https://play.google.com/store/apps/details?id=com.ombiel.campusm.lancaster&hl=en\\_IN](https://play.google.com/store/apps/details?id=com.ombiel.campusm.lancaster&hl=en_IN)

iOS: <https://itunes.apple.com/gb/app/ilancaster/id432547107?mt=8>

If more information is needed, get my contact from SBM Exchange Team by emailing at [bmugexch@ust.hk](mailto:bmugexch@ust.hk)